

NSCAS

The Nebraska Student-Centered Assessment System (NSCAS), pronounced “en-skass,” is a new statewide assessment system that embodies Nebraska’s holistic view of students and helps them prepare for success in postsecondary education, career, and civic life. It uses multiple measures throughout the year to provide educators and decision makers at all levels with the insights they need to support student learning.

This systems provides school districts with general summative assessments such as the NSCAS Spring Summative and the ACT. Not only that, districts also have access to interim and formative assessment supports such as MAP Growth and TestWiz.

All students in grades 3-8 take the NSCAS-English Language Arts (ELA) and NSCAS Math. Additionally, 5th and 8th grade students are administered the NSCAS-Science. The results from NSCAS assessments provide educators and decision makers with the insights they need to support instruction of College and Career Ready (CCR) standards and student learning. NSCAS scores are used to identify areas of academic strength as well as areas that students, schools, and district can improve.

In the spring of 2017, the English Language Arts portion of the statewide assessment transitioned from Legacy standards to the more rigorous CCR standards. The Mathematics assessment made this transition during the spring of 2018. Science will make the transition to CCR standards in the spring of 2021.

Data indicates that when a test measures more rigorous standards, results typically show fewer students being proficient. Lower proficiency rates have happened in other states where tests have transitioned to more rigorous standards. As schools and districts adjust curriculum and instruction to meet the more rigorous standards, it is common for proficiency rates to improve.

Achievement levels are written descriptions that let stakeholders know how well a child performed on each section of the test. Achievement levels are measured against the Nebraska College and Career Ready Standards (CCR) for ELA and Mathematics, and the Nebraska Legacy Standards in Science.

Achievement levels are the following for ELA and Mathematics:

Developing, On Track, CCR Benchmark

Achievement levels are the following for ELA and Mathematics:

Below, Meets, Exceeds


ACT

In the spring of 2016, Nebraska State Statute 79-760 was updated to require that state accountability testing at the high school level be completed through the administration of a college entrance exam. ACT was selected as the exam to be administered beginning spring 2017 to all public school third-year cohort students, except those identified as needing alternate assessment.


NSCAS - ELA

On Track + CCR Benchmark

Boone Central Schools



State of Nebraska



Cohort Trend Data

	Percentage of Students On-Track/CCR Benchmark						
	Spring 2017	Spring 2018	Spring 2019	Spring 2020	Spring 2021	Spring 2022	Spring 2024
E L A	3rd Grade	59%	67%				
	4th Grade	48%	61%				
	5th Grade	66%	44%				
	6th Grade	31%	54%				
	7th Grade	40%	47%				
	8th Grade	53%	60%				


NSCAS

Boone Central Schools


NSCAS - Math

On Track + CCR Benchmark

Boone Central Schools



State of Nebraska



Cohort Trend Data

M A T H	Percentage of Students On-Track/CCR Benchmark						
	Spring 2017	Spring 2018	Spring 2019	Spring 2020	Spring 2021	Spring 2022	Spring 2024
3rd Grade	x	63%					
4th Grade	x	37%					
5th Grade	x	53%					
6th Grade	x	59%					
7th Grade	x	50%					
8th Grade	x	67%					

NSCAS

Boone Central Schools

NSCAS - Science Meets + Exceeds

Boone Central Schools



State of Nebraska



Cohort Trend Data

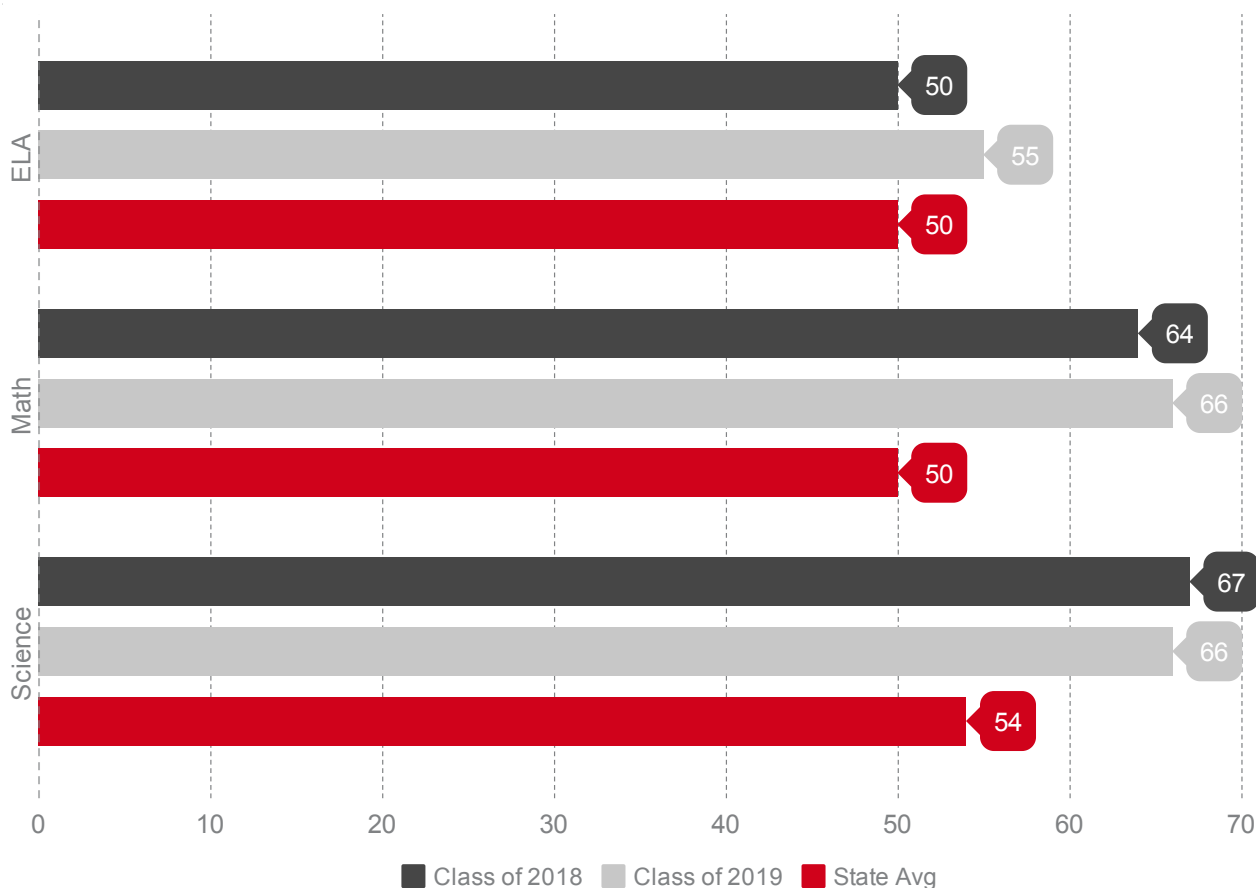
S c i e n c e	Percentage of Students Meets/Exceeds								
			2012	2013	2014	2015	2016	2017	2018
5th Grade			74%	61%	70%	85%	85%	90%	71%
6th Grade		x	x	x	x	x	x	x	x
7th Grade		x	x	x	x	x	x	x	x
8th Grade			83%	55%	83%	59%	50%	77%	60%
9th Grade		x	x	x	x	x	x	x	x
10th Grade		x	x	x	x	x	x	x	x
11th Grade			79%	82%	80%	87%	76%	ACT	ACT

ACT

Boone Central Schools

ACT - ELA, Math, Science

Percent Meeting Expectations



ACT Scale Scores

	ACT SCALE SCORES					
	Composite	Math	Science	English	Reading	Writing
Boone Central - 2018	20.3	20.3	20.8	20.1	19.7	6.4
Boone Central - 2019	20.2	19.9	20.8	19.3	20.2	6.4
State Average (2019)	19.2	18.9	19.3	18.3	19.5	6.3